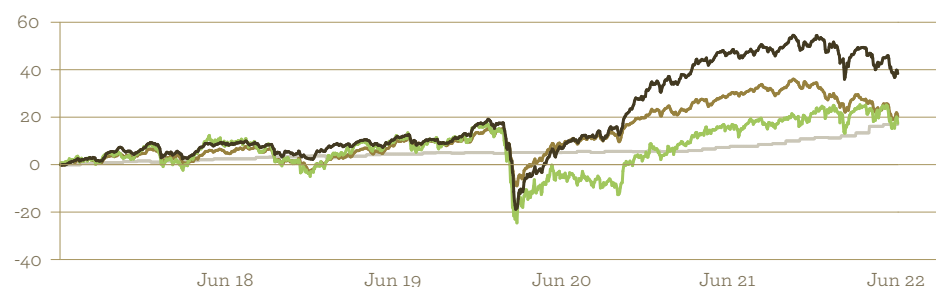


# TB WISE MULTI-ASSET GROWTH

## INVESTMENT OBJECTIVE

The investment objective of the Fund is to provide capital growth over Rolling Periods of 5 years in excess of the Cboe UK All Companies Index and in line with or in excess of the Consumer Price Index, in each case after charges.

## 5 YEAR PERFORMANCE (%)



## Cumulative Performance

	1m	3m	6m	1yr	3yr	5yr
■ Fund <sup>1</sup>	-4.6	-6.7	-9.4	-5.9	25.2	38.3
■ Cboe UK All Companies	-5.8	-4.8	-3.6	2.2	6.9	17.4
■ CPI		3.2	5.0	8.5	12.0	16.9
■ IA Flexible Investment	-4.2	-6.9	-10.3	-7.1	11.4	20.4
Quartile	3	2	2	2	1	1

## Discrete Annual Performance

12 months to	30.06.2022	30.06.2021	30.06.2020	30.06.2019	30.06.2018
Fund <sup>1</sup>	-5.9	37.6	-3.3	1.4	9.0
Cboe UK All Companies	2.2	21.1	-13.6	0.3	9.5
CPI	8.5	2.5	0.6	2.0	2.4
IA Flexible Investment	-7.1	19.5	0.3	3.0	5.0

## Rolling 5 Year Performance

5 years to	30.06.2022	30.06.2021	30.06.2020	30.06.2019	30.06.2018
Fund <sup>1</sup>	38.3	96.4	41.9	49.1	67.9
Cboe UK All Companies	17.4	35.9	14.2	35.9	54.2
CPI	16.9	10.6	8.4	7.7	7.6
IA Flexible Investment	20.4	52.8	29.5	38.1	44.7

All performance data used on this factsheet is total return, bid-to-bid, net of UK dividend tax credit, and sourced from Financial Express.

The fund's main unit was changed to B shares on 1 December 2012 to comply with RDR regulation.

1. TB Wise Multi-Asset Growth B Acc.

Both the Cboe UK All Companies and CPI are target benchmarks. The IA Flexible Investment Sector has been chosen as an additional comparator benchmark. To find out more, please see the full prospectus.

As the factsheets are produced prior to the publication of the latest monthly CPI figures, the performance calculations assume the published CPI for the most recent month is the same as the previous month.

**Past performance is not a guide to the future and outperforming target benchmarks is not guaranteed.**

## PORTFOLIO MANAGERS

Wise Funds adopt a team approach. For full bios see [www.wise-funds.co.uk/about-us/our-people](http://www.wise-funds.co.uk/about-us/our-people).



### VINCENT ROPERS

Vincent started his investment career in 2004 before he joined the Wise Funds team in April 2017 as a co-portfolio manager.



### PHILIP MATTHEWS

Philip started his investment career in 1999 before he joined the Wise Funds team in September 2018 as a co-portfolio manager.

## FUND ATTRIBUTES

- ④ Aims to provide long term capital growth (over 5 year rolling periods) ahead of the Cboe UK All Companies Index and inflation.
- ④ Specialised focus on investment trusts across asset classes.
- ④ Adopts a value bias investment approach.
- ④ Focus on high-quality funds and investment trusts investing in out-of-favour areas.
- ④ Preference for fund managers with a disciplined, easy-to-understand investment process.

## INVESTOR PROFILE

- ④ Seek capital growth over a long timeframe.
- ④ Accept the risks associated with the volatile nature of an adventurous multi-asset investment.
- ④ Plan to hold their investment for the long term, 5 years or more.

## RATINGS





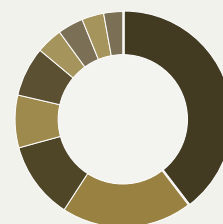
PORTFOLIO

**Top 20 Holdings (%)**

AVI Global Trust	4.7
Caledonia Investments	4.1
Fidelity Asian Values	4.0
AVI Japan Opportunity Trust	3.9
Oakley Capital Investments	3.8
CF Ruffer Equity & General	3.6
TwentyFour Income Fund Ltd.	3.5
LF Lightman European Fund	3.4
Odyssean Investment Trust	3.4
Pantheon International	3.3
Schroder Global Recovery	3.3
Ecofin Global Utilities and Infra. Trust	3.1
International Biotechnology Trust	3.0
JOHCM UK Equity Income	2.9
Blackrock World Mining	2.9
Aberforth Smaller Companies Trust	2.8
Man GLG Undervalued Assets	2.6
The European Smaller Companies Trust	2.5
Jupiter Gold & Silver	2.4
Polar Capital Global Financials Trust	2.3
<b>Total</b>	<b>65.5</b>

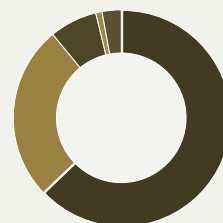
**Geographical Allocation (%)**

Global	39.6
UK	19.6
Europe	11.6
Emerging Markets	7.9
Asia Pacific ex Japan	7.4
Europe ex UK	4.0
Japan	3.8
North America	3.3
Cash & Income	2.9



**Asset Allocation (%)**

Equities	62.8
Alternatives	26.2
Fixed Interest	7.1
Property	1.0
Cash & Income	2.9



CONTRIBUTIONS TO PERFORMANCE

**Top 5 Contributors**

**Monthly Contribution (%)**

International Biotechnology Trust	0.19
Odyssean Investment Trust	0.15
Baker Steel Resources Trust	0.14
Fidelity China Special Situations	0.14
Worldwide Healthcare Trust	0.06

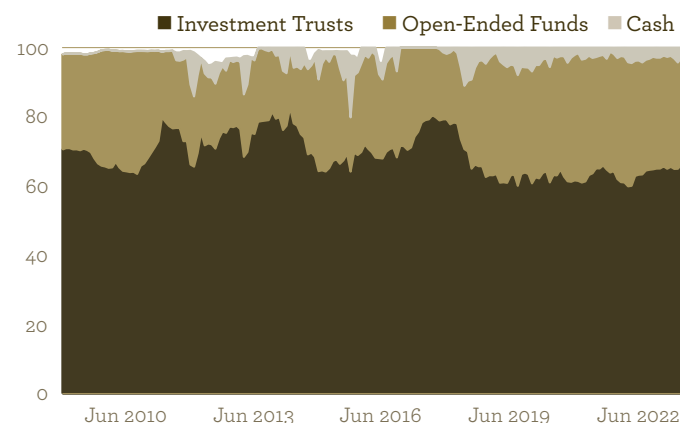
**Top 5 Detractors**

J O Hambro UK Equity Income	-0.29
Aberforth Smaller Companies Trust	-0.30
Jupiter Gold & Silver	-0.31
Pantheon International	-0.59
Blackrock World Mining	-0.71

The contributions are the holdings that either contributed or detracted on performance over the month, showing the top 5 (where relevant) of each category.

All Data is sourced from Wise Funds and Factset.

INVESTMENT TYPE ALLOCATION (%)



All Data is sourced from Wise Funds and Factset.

Geographical data is based on underlying asset revenues.



## MONTHLY COMMENTARY

The quarter and first half of 2022 ended painfully for investors, for equity and bond markets alike, registering monthly drops of a magnitude usually seen for a whole year of poor performance. As we have discussed repetitively over the past few months, US equities remained in the eye of the storm, due to high starting valuations and technology exposure on the one hand, and an aggressive central bank on the other. Rampant inflation forced the US Federal Reserve to hike rates by 0.75% in June, the biggest raise since 1994, despite previously ruling such a scenario out. This shocked investors who now appear to accept that the inflationary problem is such that central bankers are prepared to risk engineering a recession to cool economies down rather than face persistent and sticky inflation for years to come. As such, US equities were down another 8% in US Dollar terms last month, ending the first half of the year with the sharpest drop in 50 years (-20%).

Closer to home, UK equities remained a strong relative outperformer for the year so far, down only 5% for the broad index, but still suffered serious losses in June (-6%). The UK sector composition helped for most of the year, thanks mainly to heavy weights in Energy which is the only global sector posting positive gains, and Mining. Recession fears put a halt to that trend in June, however, as economic activity and demand are expected to fall over the coming months. In addition, although the Bank of England only raised rates by a modest 0.25%, it made it clear at the end of the month that inflation is likely to persist in the UK, possibly longer than elsewhere, given the combination of large exposure to higher energy prices and a very tight labour market.

A true outperformer last month was China. Having been in freefall since Q2 2021 due to tightening of regulations, slowing recovery and a strict zero-Covid policy, investors regained some optimism with the announcement of a loosening of the lockdown measures. This could signal the beginning of a change of attitude from the government, in effect, recognising the heavy cost and impracticality of their stance. Although we are far from such an acknowledgement yet, it is interesting to note the contrast in policies between China, as well as other emerging countries in general, and developed markets. Chinese authorities are increasingly in stimulus mode compared with tightening policies elsewhere. Similarly, Brazil has been in tightening mode for more than a year, with its central bank having already raised interest rates 14 consecutive times. Those divergences should eventually create opportunities.

In the above context, bonds were volatile with US 10-year Treasuries, like US equities, recording one of their worst first halves of the year ever. It is worth noting that, although high inflation and rising interest rates are strong hurdles for the fixed income market, a lot of downside seems already priced in and yields now offer a greater degree of protection around the 3% level in US 10-year government bonds, 2% in the UK and 1% in Europe. With inflation very much a known risk now, the recession risk is taking over and one can see bonds acting increasingly as a diversifier to equities again.

In June, the TB wise Multi-Asset Growth fund was down 4.6%, ahead of the CBOE UK All Companies Index (-5.8%) but slightly behind the IA Flexible Investment sector (-4.2%). For the first half of the year, our fund is down 9.4%, behind the CBOE UK All Companies Index (-3.6%) but ahead of its peer group (-10.3%). Unlike in recent months when our equity value managers contributed positively to performance thanks to high margins of safety from low valuations and allocation to energy and mining, the weakness in those two sectors penalised them in June. As such, not only were the Blackrock World Mining Trust and the Jupiter Gold & Silver Fund two of our largest detractors, our value exposures also hurt across regions. Our largest individual detractor was Pantheon International Trust in the private equity sector. With no new news, its discount widened from 32% to 45%. Due to lagged valuations, the private equity sector is rightly expected to see downgrades in Net Asset Values over the coming months. That said, we take some comfort in the fact that our managers are investing in a diversified set of quality companies, with time on their hands and via trusts with strong balance sheets, meaning that financing issues won't force them to realise losses. We thus think that the current discount of 45% in Pantheon offers a sufficient margin of safety. Being listed in the UK mid-cap index, the trust also currently suffers from forced and passive sellers in that part of the market. We think this wholesale liquidation should eventually create opportunities for the patient investor.

On the positive front, it is pleasing to see that one of big contrarian bets this year is showing early signs of paying off. We have gradually increased our position in the Biotechnology sector to 4.6% since the start of the year and both of our holdings in that space (International Biotechnology Trust and Worldwide Healthcare Trust) delivered positive returns in what was a very challenging month. Hopefully, this is the start of our investment thesis coming to fruition. Another strong performer which also delivered positive returns was the Fidelity China Special Situations Trust helped by the regain in optimism towards China.

We initiated two new positions in June. The first one was in TR Property Trust which we have owned in the past. We think the portfolio is looking particularly attractive currently having reversed about half of the gains made post-Covid and we like the very sensibly managed portfolio of diversified European property exposure. We also initiated a new position in the Vontobel TwentyFour Strategic Income Fund, which allows us to start building a position in the global fixed income markets (government and corporate bonds) at levels we think are starting to look the most attractive in years. Finally, without much surprise given earlier comments, we topped up our position in the Pantheon International Trust.



## SHARE CLASS DETAILS

	B Acc (Clean)	W Acc (Institutional)
Sedol Codes	3427253	BD386X6
ISIN Codes	GB0034272533	GB00BD386X65
Minimum Lump Sum	£1,000	£100 million
Initial Charge	0%	0%
IFA Legacy Trail Commission	Nil	Nil
Ongoing Charges Figure <sup>1,2</sup>	1.15%	0.90%

1. The Ongoing Charges Figure is based on the expenses incurred by the fund for the period ended 31 August 2021. The figure may vary year to year.

2. Includes Investment Management Fee.

## KEY DETAILS

Target Benchmarks <sup>1</sup>	Cboe UK All Companies, UK CPI
Comparator Benchmark <sup>1</sup>	IA Flexible Investment Sector
Launch date	1 April 2004
Fund value	£82.4 million
Holdings	41
Valuation time	12pm

1. To find out more, please see the full prospectus.

## HOW TO INVEST

TB Wise Multi-Asset Growth is available as an OEIC and is also suitable to include in stocks and shares ISAs. You can buy shares in the fund by visiting [www.tbailey.co.uk/wise](http://www.tbailey.co.uk/wise); by telephoning the TB Wise Investor Dealing Line on 0115 988 8258 (open business days between 9am and 5pm); or through various third parties platforms. Please contact us if you can not find the fund on your chosen platform.

## IMPORTANT INFORMATION

Full details of the TB Wise Funds, including risk warnings, are published in the TB Wise Funds Prospectus, the TB Wise Supplementary Information Document (SID) and the TB Wise Key Investor Information Documents (KIIDs) which are available on request and at [www.wise-funds.co.uk](http://www.wise-funds.co.uk). The TB Wise Funds are subject to normal stock market fluctuations and other risks inherent in such investments. The value of your investment and the income derived from it can go down as well as up, and you may not get back the money you invested. Capital appreciation in the early years will be adversely affected by the impact of initial charges and you should therefore regard your investment as medium-to-long term. Every effort is taken to ensure the accuracy of the data used in this document but no warranties are given. Wise Funds Limited is authorised and regulated by the Financial Conduct Authority, No. 768269. T. Bailey Fund Services Limited is authorised and regulated by the Financial Conduct Authority, No. 190293.

## CONTACT US



**JOHN NEWTON**  
Business Development Manager

John started his investment career in 2003 before he joined the Wise Funds team in November 2015 as the business development manager.

**E:** [john.newton@wise-funds.co.uk](mailto:john.newton@wise-funds.co.uk)  
**T:** 07912 946 051

The Great Barn,  
Chalford Park Barns,  
Oxford Road,  
Chipping Norton,  
Oxfordshire  
OX7 5QR

**T:** 01608 695 180  
**W:** [www.wise-funds.co.uk](http://www.wise-funds.co.uk)

Authorised Corporate Director & Administrator:  
T. Bailey Fund Services Ltd  
([www.tbailey.co.uk/wise](http://www.tbailey.co.uk/wise))